

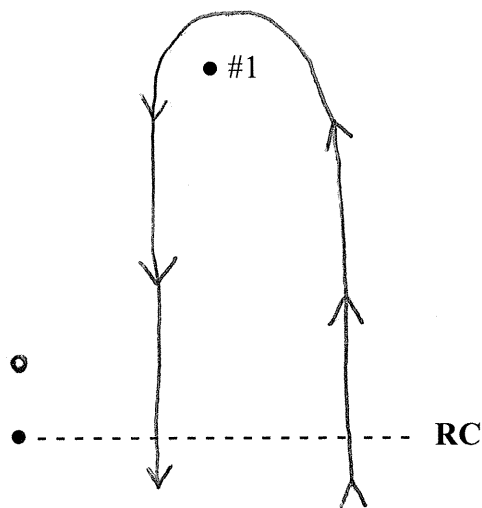
TSS WINDWARD-LEEWARD COURSE

START – #1 – FINISH

IF THE PIN BUOY ON THE START/FINISH LINE IS ON THE PORT SIDE OF RC,
PASS #1 TO PORT.

IF THE PIN BUOY ON THE START/FINISH LINE IS ON THE STARBOARD SIDE OF RC,
PASS #1 TO STARBOARD.

THERE MAY OR MAY NOT BE A MARK TO THE WINDWARD OF THE PIN/START-FINISH LINE.



TSS WINDWARD-LEEWARD TWICE AROUND COURSE

THE "T" FLAG FLYING WITH YOUR CLASS FLAG MEANS TWICE AROUND THE COURSE.

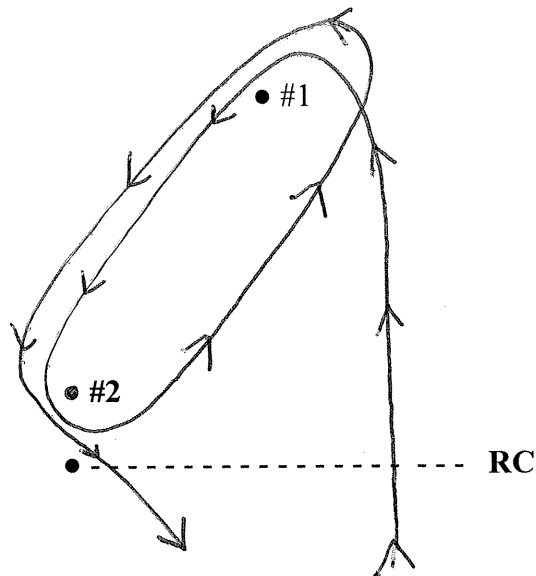
THIS COURSE IS ALWAYS ALL MARKS TO PORT.

THE PIN BUOY ON THE START/FINISH LINE IS ALWAYS ON THE PORT SIDE OF RC.

THERE WILL BE A MARK TO WINDWARD OF THE PIN BUOY ON THE START FINISH LINE.

YOU MUST HONOR #2 ON LAST LEG TO FINISH.

START - #1 TO PORT - #2 TO PORT - #1 TO PORT - #2 TO PORT - FINISH



TSS TRIANGLE COURSE

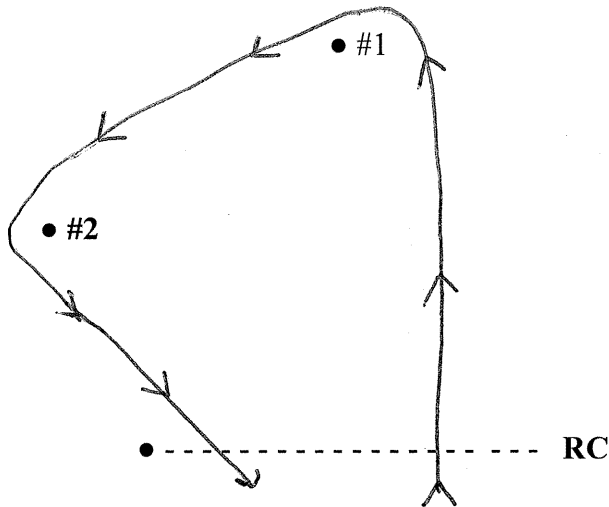
THERE WILL BE TWO MARKS TO WINDWARD: #1 IS THE WINDWARD MARK, #2 IS THE REACHING MARK.

IF THE PIN BUOY ON THE START/FINISH LINE IS ON THE PORT SIDE OF RC,
PASS #1 AND #2 TO PORT.

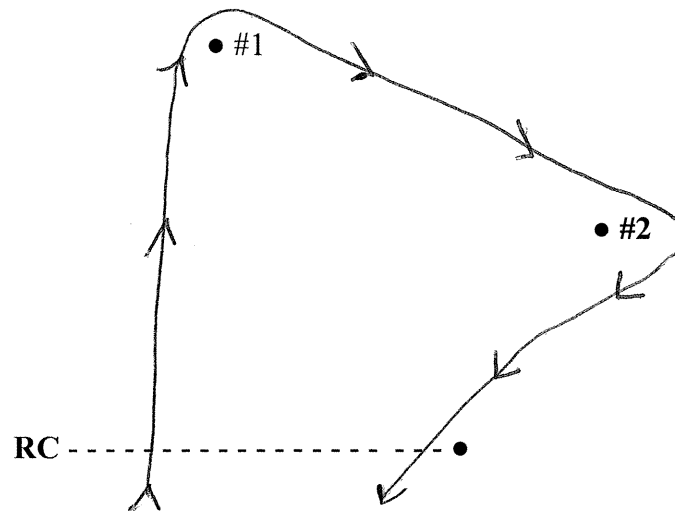
IF THE PIN BUOY ON THE START/FINISH LINE IS ON THE STARBOARD SIDE OF RC,
PASS #1 AND #2 TO STARBOARD.

START – #1 – #2 - FINISH

MARKS TO PORT



MARKS TO STARBOARD



TSS MODIFIED GOLD CUP COURSE

THERE WILL BE TWO MARKS TO WINDWARD: #1 IS THE WINDWARD MARK, #2 IS THE REACHING MARK.

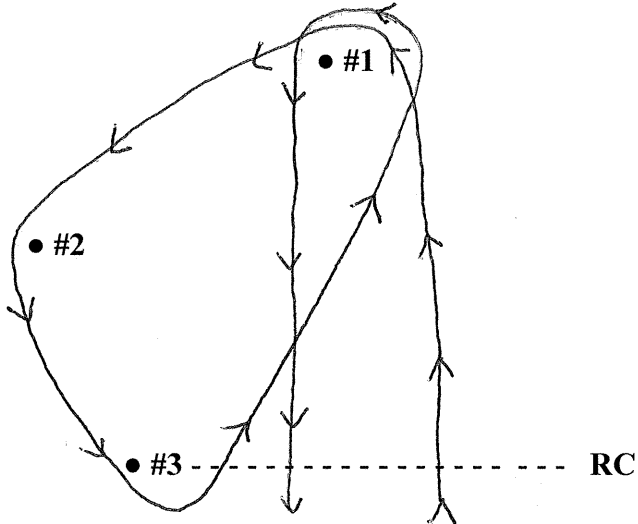
THE PIN BUOY ON THE START FINISH LINE IS MARK #3.

IF THE PIN BUOY ON THE START/FINISH LINE IS ON THE PORT SIDE OF RC, PASS #1, #2 AND #3 TO PORT.

IF THE PIN BUOY ON THE START/FINISH LINE IS ON THE STARBOARD SIDE OF RC, PASS #1, #2 AND #3 TO STARBOARD.

START - #1 - #2 - #3 - #1 - FINISH

MARKS TO PORT



MARKS TO STARBOARD

